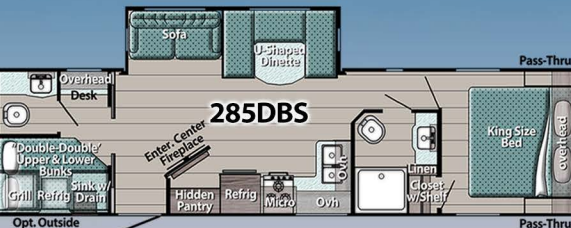
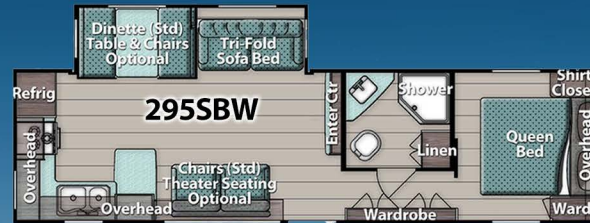


SUPREME SERIES

Travel Trailers

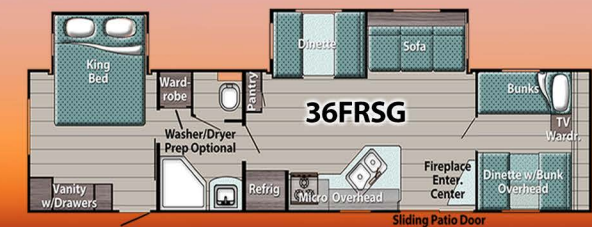
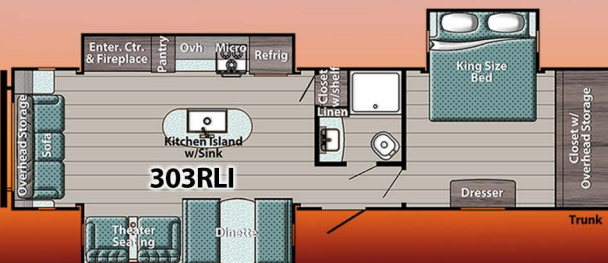
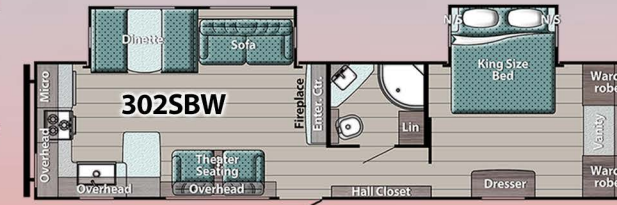
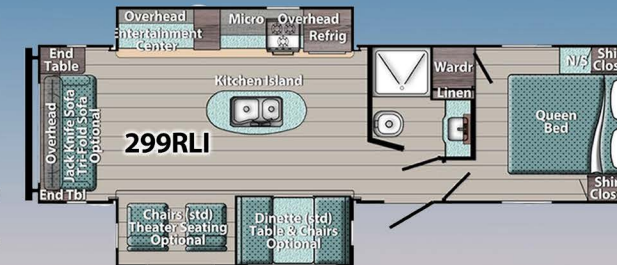
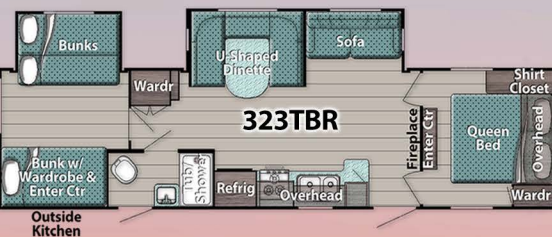


QUALITY • VALUE • INNOVATION



Specifications

	266RBS	276BHS	295SBW	299RLI	285DBS	302SBW	303RLI	323TBR	36FRSG	33DBDB
Length	30'5"	32'2"	34'1"	33'7"	36'11"	38'4"	37'7"	36'5"	39'8"	40'7"
Width	8'	8'	8'	8'	8'	8'	8'	8'	8'	8'
Ext. Hgt. w/AC	11'3"	11'3"	11'3"	11'5"	11'3"	11'5"	11'7"	11'5"	11'5"	11'7"
Interior Height	6'8"	6'8"	6'8"	6'8"	6'8"	6'8"	6'8"	6'8"	6'8"	6'8"
Base Weight	6,290	5,680	7,022	7,390	7,310	8,480	9,150	8,050	8,300	9,050
Hitch Weight	650	750	1,018	940	970	1,160	1,490	980	1,040	1,170
Net Carry Cap.	3,160	3,870	2,796	2,350	2,460	1,880	1,540	1,730	1,540	2,520
Fresh Water	35	35	35	23	35	35	35	35	35	35
Grey Tank	67	67	66	33	33	100	33	33	33	68
Black Tank	33	33	33	33	67	33	34	33	33	68
Furnace BTUs	25K	30K	30K	35K	30K	30K	35K	30K	35K	35K
Water Heater	Tankless	Tankless	Tankless	Tankless	Tankless	Tankless	Tankless	Tankless	Tankless	Tankless
LP Tank lbs.	2x20	2x20	2x20	2x20	2x20	2x20	2x20	2x20	2x20	2x20



SUPREME SERIES

Supreme Standard Features

Interior

- Handcrafted Cabinetry
- High-Performance Vinyl Flooring throughout
- Easy-Care Designer Wall and Ceiling Vinyl

Heating & Cooling

- 2x20 lb. LP Tanks w/Auto Change & Cover
- 13,500 BTU Ducted Roof Air Conditioner
- Gas Furnace w/In-Floor Heat Ducts

Safety & Miscellaneous

- Safety Chains
- Wall-Mount Fire Extinguisher
- Smoke Detector
- Combined CO/LP Detector
- Radial Tires
- Triple Entry Step(s)
- Radius Skirt Metal & Fender Skirts
- Patio Awning (size varies per model)

Exterior

- Lighted Storage Area
- Matching Fender Skirt (N/A some models)
- Power Slide Out or Double Slide Out (see floor plans for specifics)
- 1/2 Outside Kitchen (266RBS)
- Full Outside Kitchen (323TBR)
- Dog leash/bottle opener

Bath

- Foot-Flush Toilet
- Shower Curtain
- Power Bath Vent
- Wood Medicine Cabinet w/Mirror
- Skylight

Furnishings

- Wall Mirror (some models)
- 44" Booth Dinette or U-Shaped Dinette (see floor plans for specifics)
- Jack Knife Sofa w/magnetic storage struts
- Queen Bed w/Under-Bed Storage
- Custom Queen Bedspread
- 60" x 74" Mattress
- Bunk Mattresses for Bunks (bunk models)
- King bed (302SBW, 303RLI, 33DBDB, 36FRSG, 39RESE)

Appliances

- Tank Monitor Panel
- Fresh Water Tank & Pump
- Water Heater Bypass Valve
- 3-Burner Gas Range w/Superburner & Oven
- Power Range Hood w/Light
- Microwave Oven

Windows & Doors

- Radius Safety Glass Tinted Windows
- Mini Blinds for Windows (N/A in bunk areas)
- Designer Window Treatments
- Radius Entry Door w/Deadbolt Lock

Electrical

- Cable TV Hookup
- TV Antenna w/Amp Boost
- 12V Antenna-Ready Jacks (int. & ext.)
- Stereo-Ready w/4 Speakers & Antenna
- Exterior Service Lights (LP Tanks, Patio)
- 30 Amp Service w/45 Amp Converter w/Charger

Supreme Package

(Included, required)

- Electric Hitch Jack
- Electric Awning w/LED Exterior Awning Lights
- Radiant LED Interior Lighting Package
- WiFi Ready
- Stainless Steel Microwave & Range
- Soffit in Main Slide w/Lights
- (4) Stabilizer Jacks
- Pleated Shades
- 10.7 cu. ft. 12V Refrigerator
- Tankless Water Heater
- Tub Surround
- Outside Shower
- Pressed Countertops w/ Under Mount Sink
- Multiple USB Ports
- Pot & Pan Drawer
- Swing Away Grab Handle - Main Door
- Pull-Out Kitchen Faucet in Slate Black
- Back up Camera Prep
- Solar Prep
- Bigger Slide Windows
- Upgraded Valances
- Upgraded Graphics
- Black Tank Flush
- Battery Disconnect Switch
- Sofa Bolsters (Jack Knife Sofa Only)
- 30" Friction Hinge Entry Door w/Frosted Glass Window & Deadbolt Lock
- Solid Entry Step
- 4 1/4" X 1/4" Steel Header in Main Slide
- Gulf Stream Coach Unibody Construction
- Designer Backsplash
- Bath Skylight
- Electric Fireplace/Heater
- Ducted Air Conditioning
- Heated & Enclosed Underbelly
- Pressed Bathroom Countertop
- Upgraded Bath & Shower Faucet
- Magnetic Baggage Door Latches
- Farm Kitchen Sink (N/A 266RBS, 276BHS, 285DBS, 33DBDB)
- Micro-Laminated Header

Popular Options

- Spare Tire
- Tri-Fold Hide-A-Bed
- 15,000 BTU Air Conditioner
- 50 Amp Service w/Prep for 2nd A/C (288ISL & Larger)
- Sun Room Table & Chairs
- 2nd 15,000 BTU Air Conditioner
- 2 Door 6 cu. ft. Gas/Elec Refrig in place of 10.7 cu. ft.
- Theater Seating
- Kids Kube (323TBR)
- Electric Stabilizer Jacks
- 2nd Swing-Away Grab Handle
- Rear Ladder
- Aluminum Wheels
- Quad Bunk or Queen Bed in Front (36FRSG)
- 50 Amp Service w/Wash/Dryer & 2nd A/C Prep (33DBDB/36FRSG)
- Fiberglass Exterior Walls



Scan the QR code for images, video, and specifications

Relax - You're Covered! With Our Exclusive Three-Year Limited Structural Warranty

In addition to a standard one-year warranty against defects in materials and/or workmanship in construction and original components under normal use, our exclusive Gulf Stream Coach Warranty gives the original owner THREE YEARS of coverage on key structural components (sidewalls, front and rear walls, roof, and floor) of your new travel trailer.



In addition, extended protection is offered by many manufacturers that supply components for our trailers, including the refrigerator, antenna, furnace, water heater, air conditioner, awning, range, microwave, and more. See the complete warranty statement for details.

Specifications, materials, & features are subject to change without notice. Not responsible for typographical errors. Visit www.gulfstreamcoach.com or contact your dealer for more information.

© 2024 Gulf Stream Coach, Inc., Nappanee IN USA. #SPR122024.



QUALITY • VALUE • INNOVATION

www.gulfstreamcoach.com
503 South Oakland Avenue,
Nappanee, IN

Your Gulf Stream Coach Dealer: